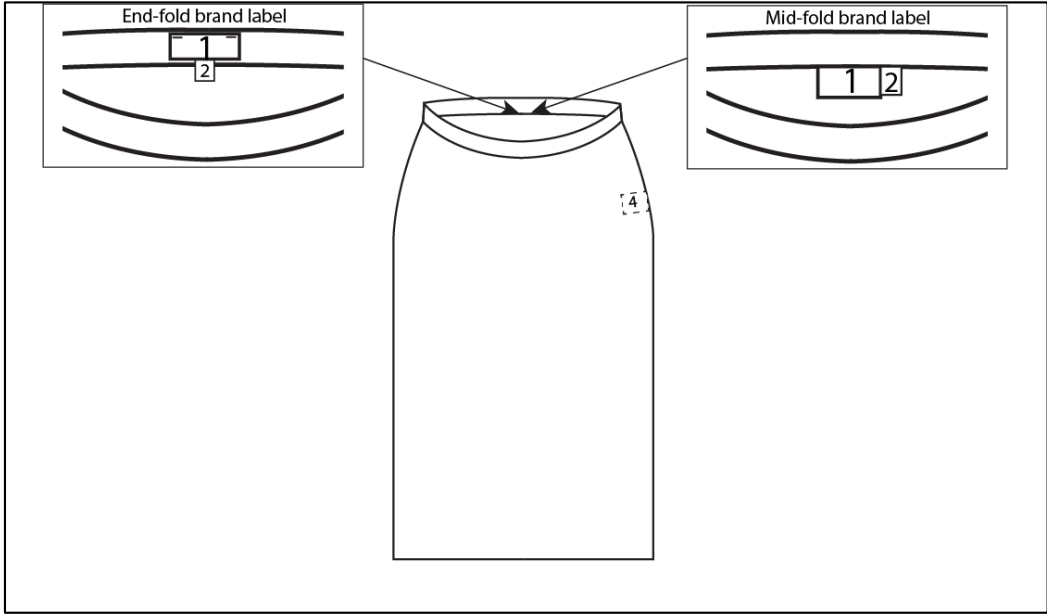
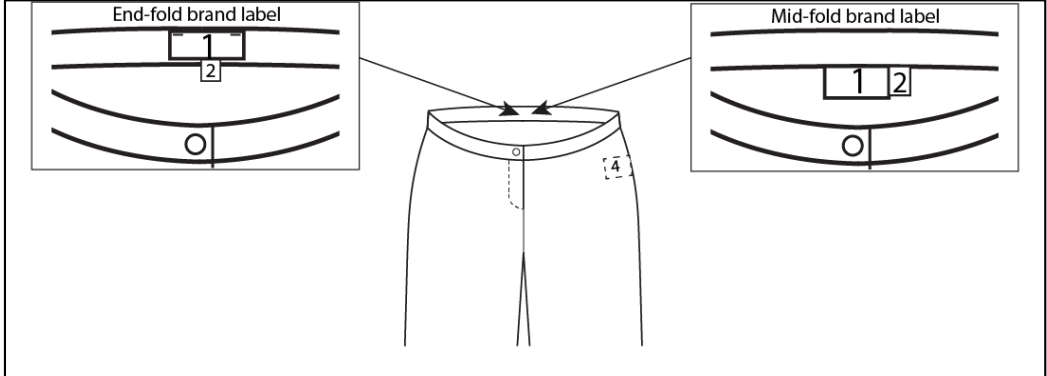


## 6.2.2 Bottoms

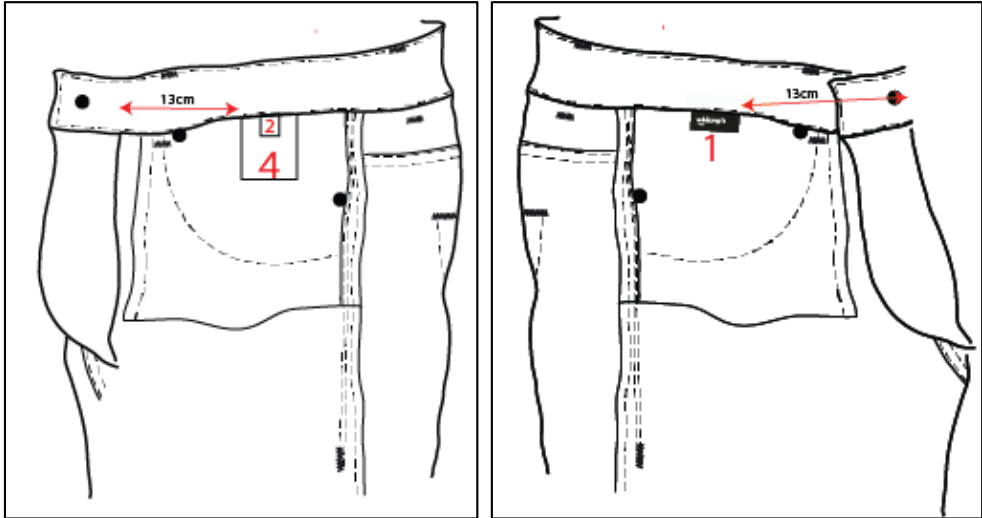
### 6.2.2.1 Skirt



### 6.2.2.2 Trouser / short



### 6.2.2.3 Jeans



**Label 1 Brand Label:**

- End-fold label attached at CB, below edge or seam, with 2 small bartack at the top corners. Mid-fold label attached at CB with top edge incorporated within seam.
- Jeans: Mid-fold brand label attached on the inside, above wearer's left pocketing, together with waistband, 13 cm from center front.

**Label 2 Size Label:**

- Attached at bottom of end-fold brand label or attached at right side of mid-fold brand label.
- Jeans: Attached on the inside, above care label, together with waistband, centered at care label.

**Label 3 Hangtag:**

Attached with pin to bottom of brand label (centered). Pin will be delivered with hangtag.

**Label 4 Care Label:**

- Attached in left-hand side seam of item (approx. 15 cm. from lower edge in case of top item and approx. 15 cm. from waist in case of bottom item).
- Jeans: Attached on the inside, above wearer's right pocketing, together with waistband, 13 cm from center front.